

TELESCOPIC TRUCK MOUNTED PLATFORMS



SPECIFICATION B-LIFT 510 HR

TECHNICAL DATA

- Telescopic boom (4 elements) (main boom + 3 extensions)
- Extra long main jib with double extension and 180° swivelling angle
- Secondary jib with 180° swivelling angle
- Hydraulic and electric supply fitted on cable carrier chain inside main boom and jib
- Automatic management system of secondary jib movements
- 570° slewing turret on bearing turntable and gearmotor with negative hydraulic brake
- Ground control station with remote umbilical cord controls
- Turret and basket control stations with multifunction integrated colour display
- Proportional electrohydraulic controls with simultaneous manoeuvres (ergonomic joysticks)
- Vehicle cab anticollision devices
- Automatic basket and boom centring device
- Automatic steady tangential speed management system
- Automatic return to transport position
- Intercom communication device integrated on control station
- Engine start/stop control from basket and ground
- Hydraulically extendable aluminium basket
- 90° Right + 90° Left hydraulic rotating basket
- Electronic basket levelling
- Automatic limiting device controlling outreach according to basket weight and stabiliser configuration
- Auxiliary stand-by electro-hydraulic power pack, supplied by truck atter
- Water or compressed air socket in the basket
- 230 V AC CE Electric socket in the basket

PERFORMANCE

Working height	50,5 m
Platform height	48,5 m
Working outreach	35/31,3/28,1 m
Capacity	120/280/450 kg
Basket dim.	2400/3600x900x1100 mm
GVW minimum	26 t *

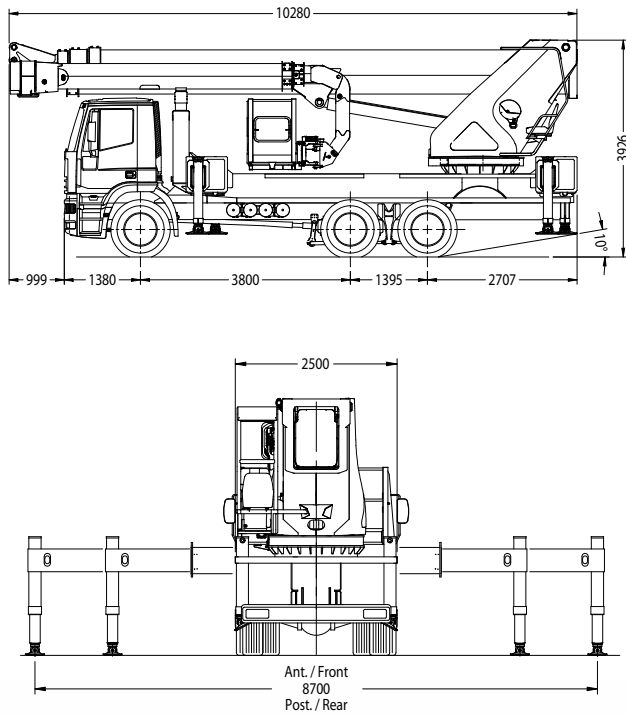
* It's available version on 32t



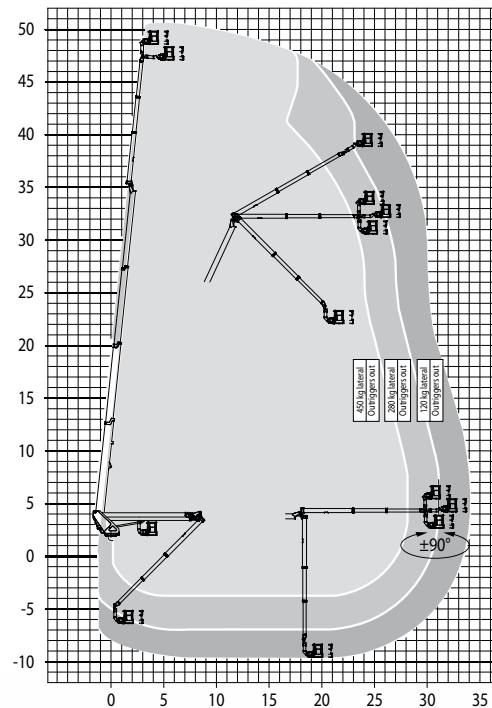
ENGLISH



DIMENSIONS - OUTRIGGER FOOTPRINT




WORKING ENVELOPE



KEYPOINTS

Aluminium basket dim. 2400x900x1100
(hydraulically extendible to 3600mm)
capacity 120/280/450kg

Main boom with simultaneous telescopic extension
without any side swing



Rotating basket $\pm 90^\circ$

Secondary jib with 180° articulated joint
with independent control system

Variable jacking
system

Product specifications are subject to change without notice or obligation. Technical features and drawings in this brochure are for illustrative purposes only. _Blift_510HR_07_2011_EN



CTE S.p.A.

Headquarter and Factory - Rovereto (Tn): via Caproni, 7
ph. +39 0464.48.50.50 - fax +39 0464.48.50.99

Factory - Bertinoro (Fc): viale 2 Agosto, 670
ph. +39 0543.44.88.30 - fax +39 0543.44.83.43

e-mail: info@ctelift.com

CTE UK Ltd - Enderby Leicestershire - UK
CTE FRANCE Sas - Achères - Saint Clair du Rhone - France



www.ctelift.com